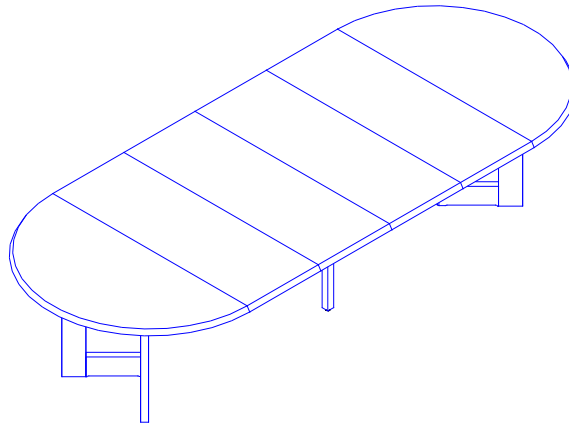


HB Round Table SC 1202 M

ASSEMBLING
INSTRUCTION



The pack with fittings and assembling
Instruction 1 pages.— 1pcs.

- A** Dining table top - 1 pcs.
- B** Legs block - 2 pcs.
- C** Extra leg - 2 pcs.
- D** Leaves - 4 pcs.

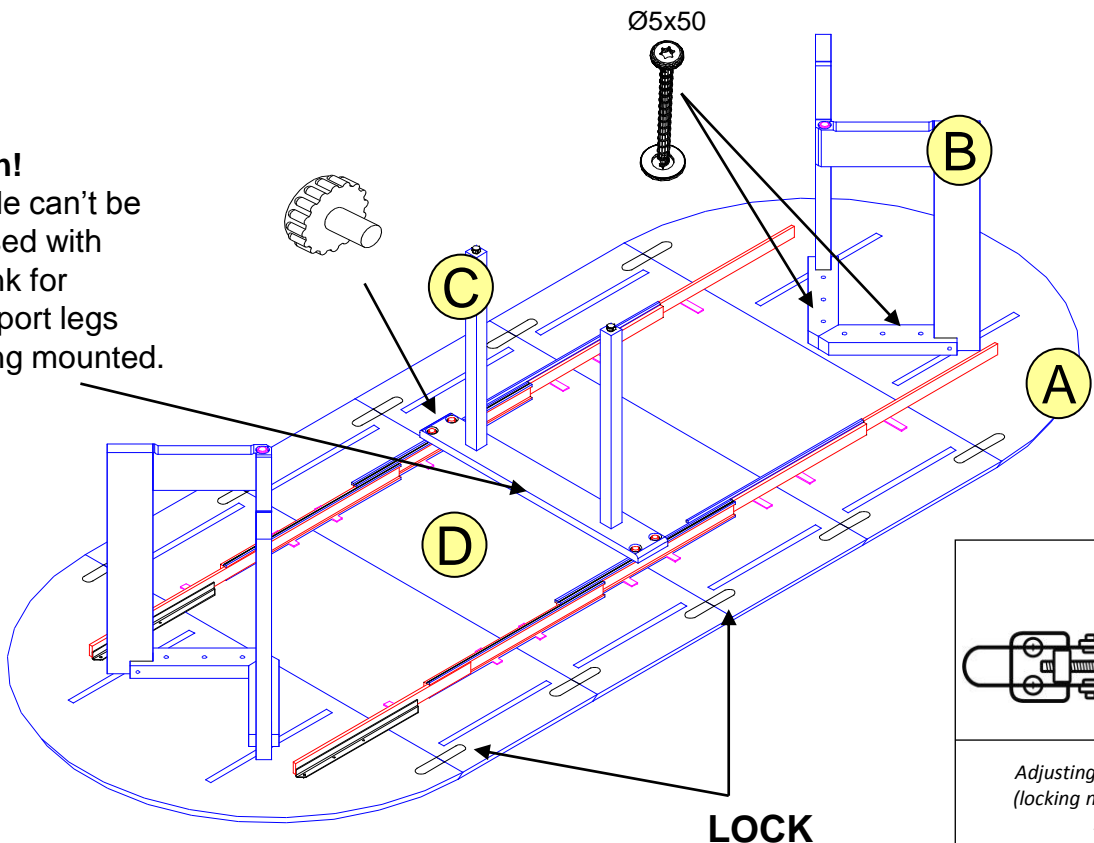
1. Screw legs **B** to top plate **A**. Screw in marked holes.



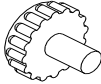
Look at the picture 1

1

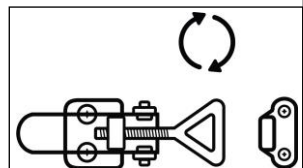
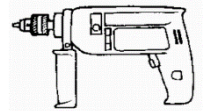
Attention!

Table can't be
closed with
plank for
support legs
being mounted.



- 1**  12 pcs
Ø5x50
- 2**  12 pcs
Ø10
- 3**  4 pcs

Necessary tools



Adjusting the leaves
(locking mechanism)

—
If the locking mechanism is too
tight (hard to lock the hinge) or
too loose (gap between the
plates), then this can be fixed by
adjusting the hook.